



PRODUCT DESCRIPTION

The BMWS-S-D-2BT-BLE-SR Bluetooth® mesh dimmer is a smart wall switch that provides wireless lighting control for various indoor spaces. It combines standard switch functionality with advanced dimming capabilities and Bluetooth® mesh networking for flexible installation and control.

ORDERING INFORMATION

Description

120-277VAC Wireless 2-Button Dimmer Wall Switch, Bluetooth® mesh

Part Number

BMWS-S-D-2BT-BLE-SR

Add Suffix for options:

BLANK - White (standard)

IV - Ivory

LA - Light Almond

GY - Gray

BK - Black

RD - Red

Note: White color is the standard finish. Other colors are available at an additional charge.

TECHNICAL DATA

Product Type	Dimmer Wall Switch
Input Voltage	120-277VAC, 60Hz
Power Consumption	Max. 1.0W
Protocol	Bluetooth® SIG mesh
Mounting	Standard wall box
Max Bluetooth Range	200ft (60m)
Operating Temperature	0°C to 55°C (32°F to 131°F)
Storage Temperature	-10°C to 60°C (14°F to 140°F)
Relative Humidity	90-95% non-condensing at 86°F
Certification	ETL listed

FEATURES

- Bluetooth® SIG mesh.
- LED status indicator available.
- Compatible with standard wall box.

Bluetooth® Mesh Networking

The device utilizes Bluetooth® SIG mesh technology, enabling wireless communication with other compatible devices and extending control range up to 200ft (60m).

Bluetooth range varies significantly with fixture placement and environmental factors. Always validate coverage through on-site testing during lighting mock-up phase to ensure seamless control integration.

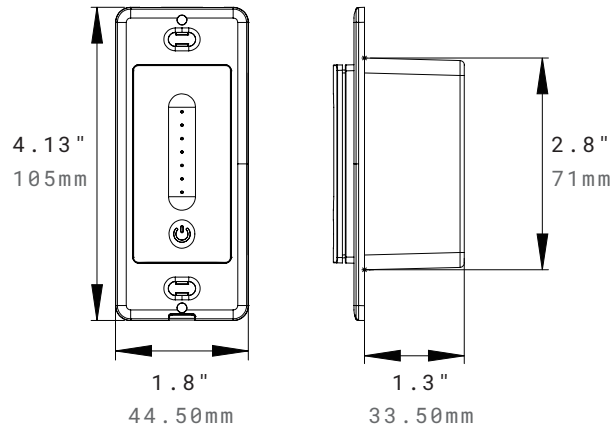
Dual-Function Control

Features both manual on/off switching and wireless dimming capabilities, allowing for precise light level adjustment through dedicated dim up/down controls.

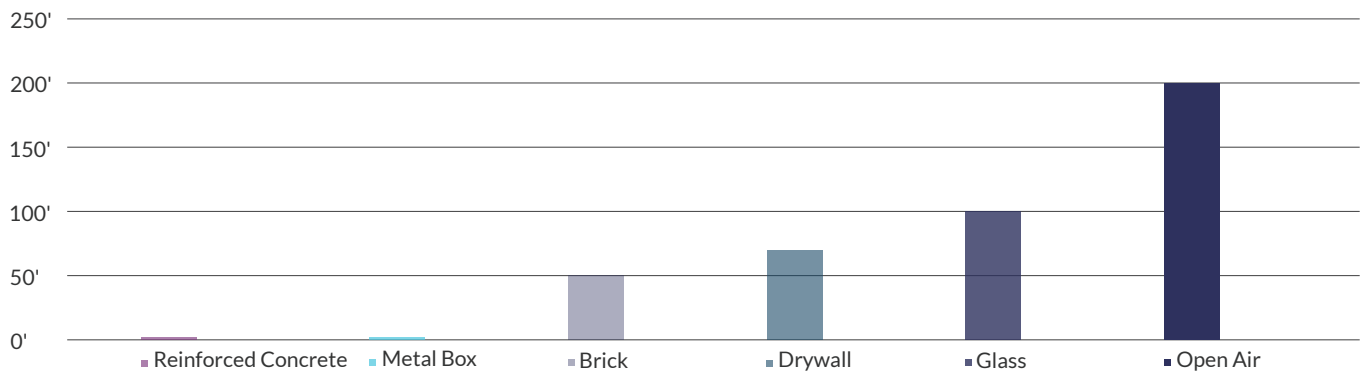
Universal Installation

Designed to mount in any standard wall box, making it easy to replace existing single-pole switches without requiring special mounting hardware.

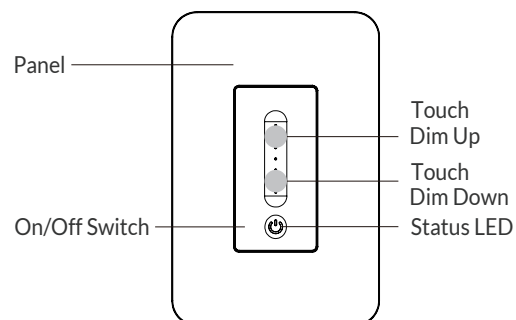
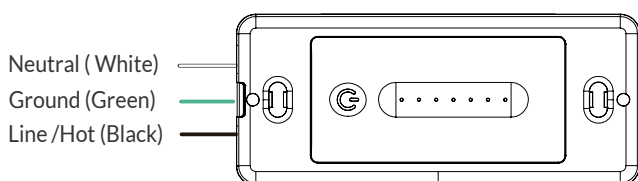
DIMENSIONS



Devices Communication Distance



WIRING DIAGRAM

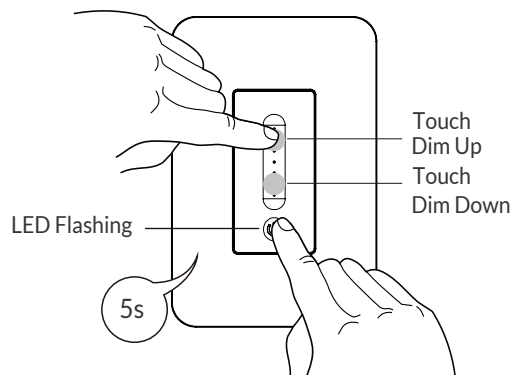


Note:

Switched Hot to Load is not required. Switching is done at the power pack or in-fixture load controller.

RESET

Press and hold switch button and “Dim up” for 5s to reset the dimmer and get into quick configuration mode.



WARRANTY

5 years limited warranty.