



PRODUCT DESCRIPTION

The BMWS-R-D-SP-4BT-BLE-SR-WH is a self-powered switch that converts the mechanical energy generated from button presses into electrical energy for operation. Each press on a button generates a Bluetooth signal that sends data packets to the associated BlueMesh network. It can be used to control individual luminaires, luminaire groups, all luminaires in a network, elements, scenes, animations and color temperature.

ORDERING INFORMATION

Description

BLE Kinetic Push Button Switch

Part Number

BMWS-R-D-SP-4BT-BLE-SR-WH

TECHNICAL DATA

Type	Push Button Switch
Power Supply	Self-powered, no battery required
Transmission Frequency	2.4 GHz
Transmission Range	Min. 98ft/30m (free field)
Wireless Protocol	Bluetooth® mesh
Dimming Range	0.1%–100%
Certifications	FCC certified
IP Rating	20
Dimensions	1.77 x 4.18 x 0.76in 44.9 x 106.2 x 19.2mm
Antenna	Onboard

FEATURES

- CCT wall remote based on Bluetooth® Mesh network.
- Self-powered wall remote, no battery replacement or re-installation costs.
- Standard size, compatible with standard wallbox and existing US size frame. Compatible with Above All Lighting drivers and Bluemesh Industrial controllers and sensors.
- 2.4 GHz global operation.

Smart Control

The Bluetooth® mesh network extends range to 98 ft(30m) by relaying signals between devices, ensuring reliable coverage in large spaces. Quick commissioning via mobile app for effortless grouping and scene customization.

Versatile Control

Supports on/off and 0.1%-100% dimming, offering flexible adjustments for lighting systems.

Universal Mounting

Fits standard US wallboxes and frames for seamless retrofitting into existing installations.

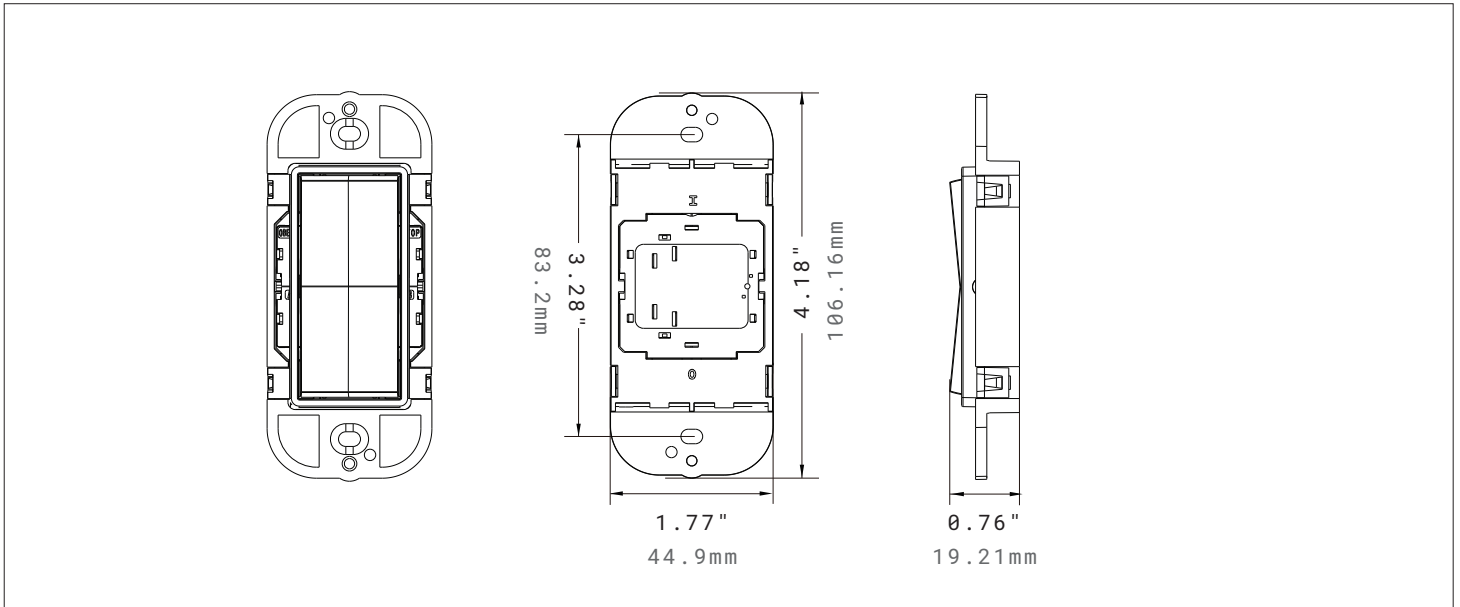
Ultra-Long Lifespan

Supports over 100,000 operational presses, delivering durable performance for long-term use.

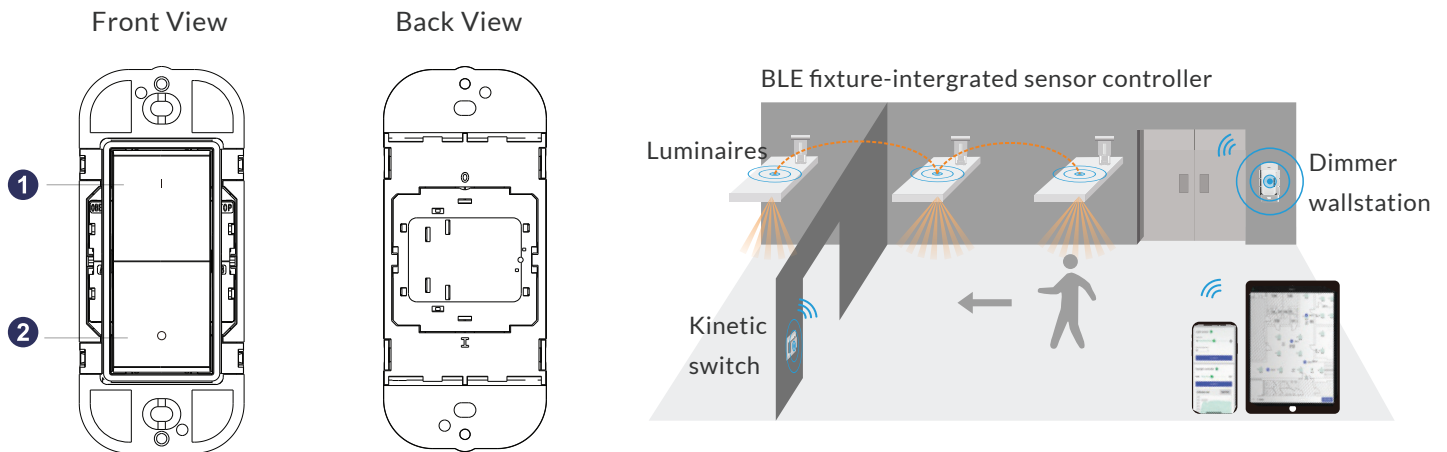
Self-Powered Design

No batteries or wiring needed, reducing maintenance costs and ensuring uninterrupted operation.

DIMENSIONS

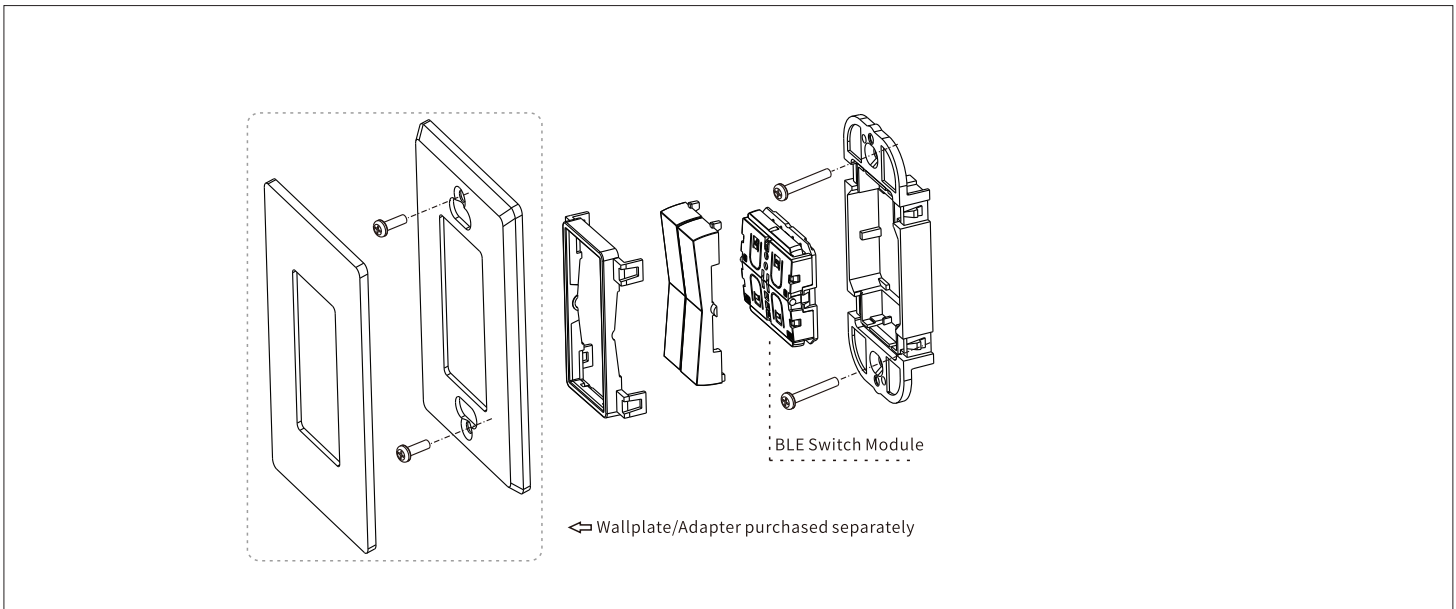


INSTALLATION



- 1 Click to turn on, press and hold down to increase light intensity.
- 2 Click to turn off, press and hold down to decrease light intensity.
- 3 CW button: click to recall the scene, press and hold to increase CCT (cool white).
- 4 WW button: click to recall the scene, press and hold to decrease CCT (warm white).

NOTE: In order for switches to operate as described above, our BLE Switch Module should be mounted with the "I" label above the "O" label.

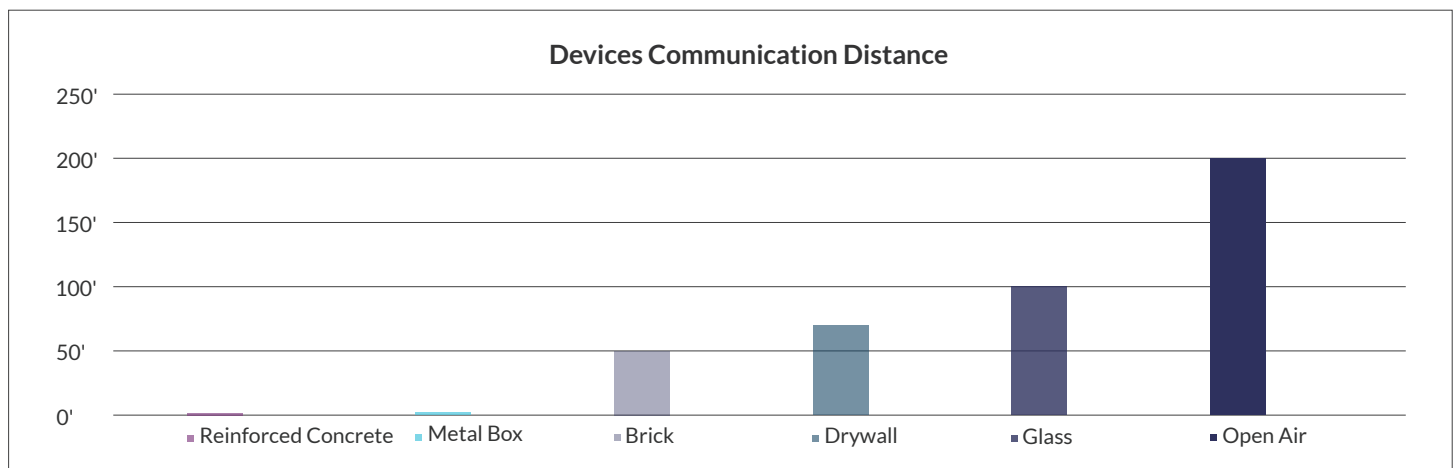


WARNING

- DO NOT expose the device to moisture.

OPERATION

- Refer to “BlueMesh Commissioning User Manual” for further pairing, grouping, scene settings.
- To reset, press and hold down the “Reset” button on the controller over 5 seconds until the indicator flashes.



WARRANTY

5 years limited warranty.