



PRODUCT DESCRIPTION

The BMWS-R-D-1-2BT-BLE-SR-WH dimmer wallstation delivers flexible lighting control through intuitive manual operation and seamless app-based wireless management. Featuring universal voltage compatibility and 0-10V output, it ensures broad interoperability with dimmable drivers and controllers. Designed specifically for modern lighting infrastructure, this solution offers robust security, energy optimization, and cost efficiency.

ORDERING INFORMATION

Description

Dimmer Wallstation with 0-10V output

Part Number

BMWS-R-D-1-2BT-BLE-SR-WH

TECHNICAL DATA

Type	Dimmer Wallstation
Power Supply	100-277VAC
Output	0-10V Signal, 20mA
Transmission Frequency	2.4 GHz
Transmission Range	Min. 98.43 ft/30m (open field)
Wireless Protocol	Bluetooth® mesh
Dimming Range	0.1%–100%
Certification	UL listed, UL 2043 Plenum Rated
Operating Temperature	-4°F to 131°F (-20°C to 55°C)
IP Rating	20
Dimensions	2.15x4.15x1.57in 54.7x105.5x39.8mm

FEATURES

- Dimmer Wallstation with 0-10V output, Bluetooth® Mesh network.
- Standard size, compatible with standard wallbox and existing US size frame.
- IPEX antenna.
- Compatible with 3rd parties 0-10V drivers and Bluemesh industrial controllers and sensors.

Smart Control

The Bluetooth mesh network extends range to 98 ft(30m) by relaying signals between devices, ensuring reliable coverage in large spaces.

Versatile Control

Supports on/off and 0.1%-100% dimming via manual input or wireless app, offering flexible adjustments for lighting systems.

Universal Mounting

Fits standard US wallboxes and frames for seamless retrofitting into existing installations.

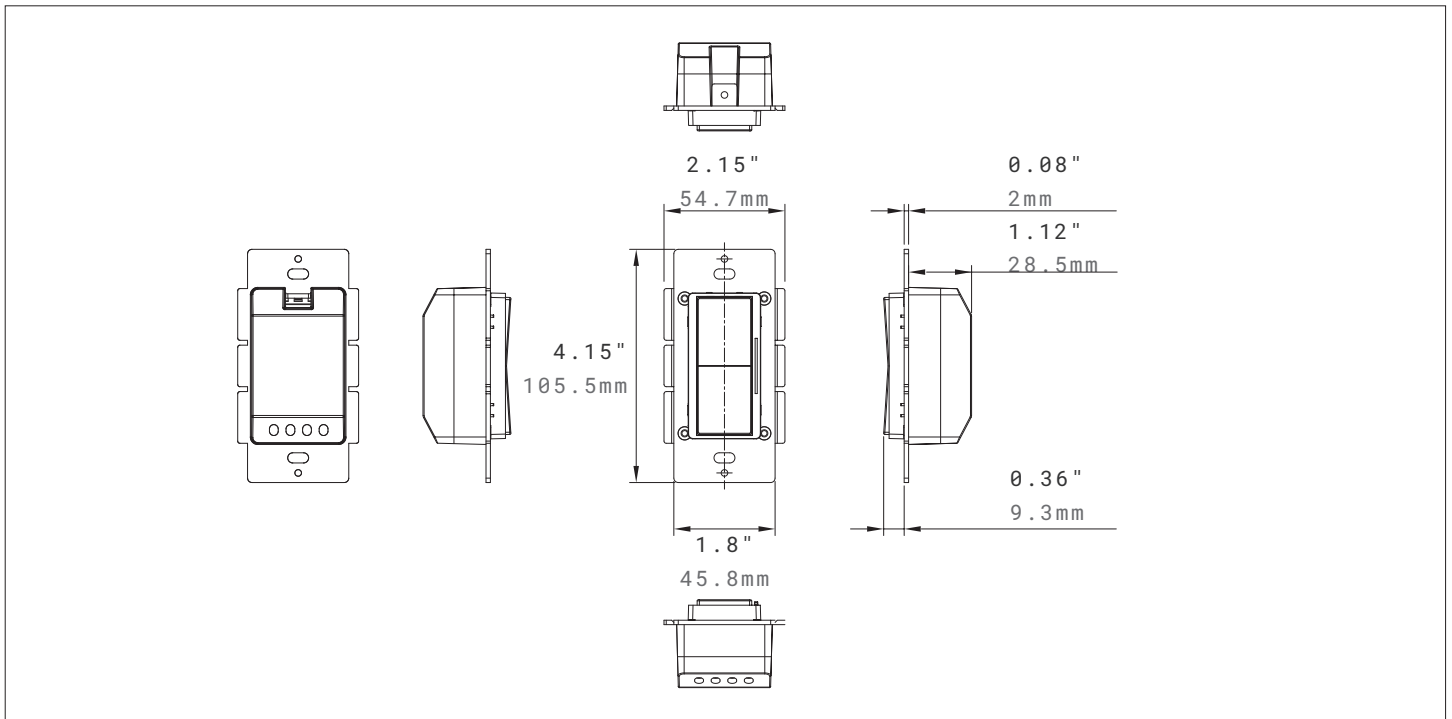
Wide Compatibility

Works with 0-10V drivers, Above All Lighting systems, and Bluemesh controllers/sensors, enabling integrated smart lighting solutions.

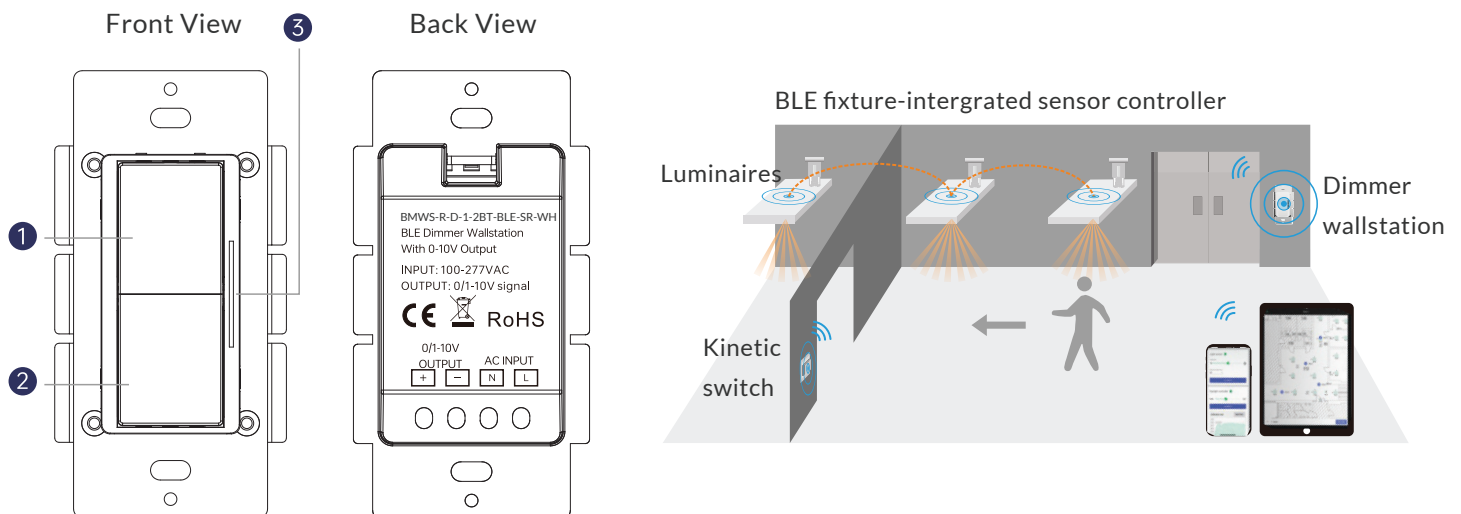
Energy Efficiency

Features low end and high-end trimming, zone linking, and automated demand response for granular energy savings.

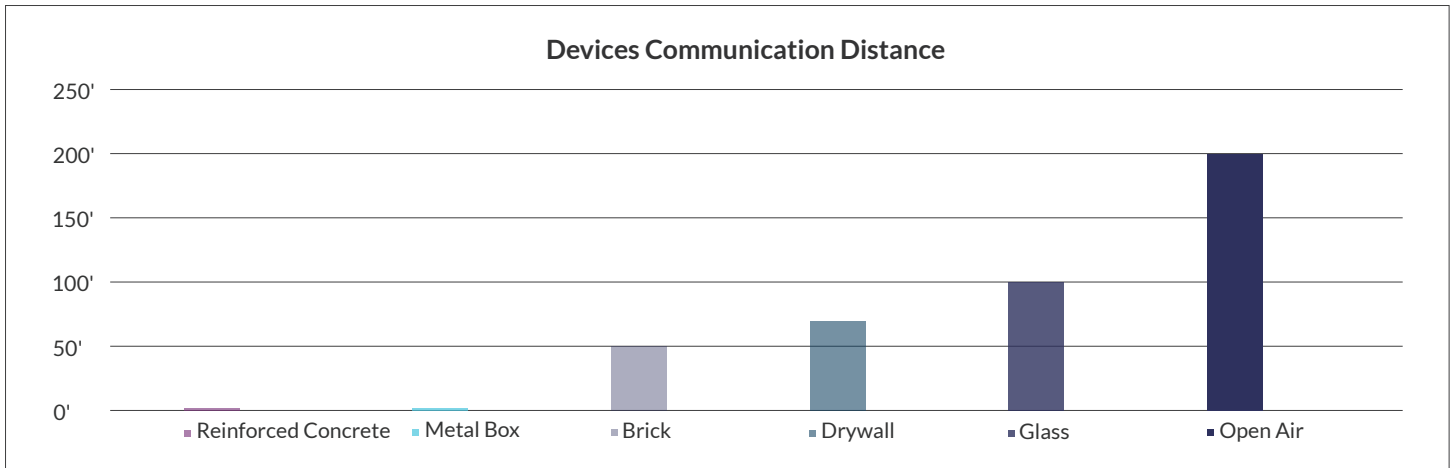
DIMENSIONS



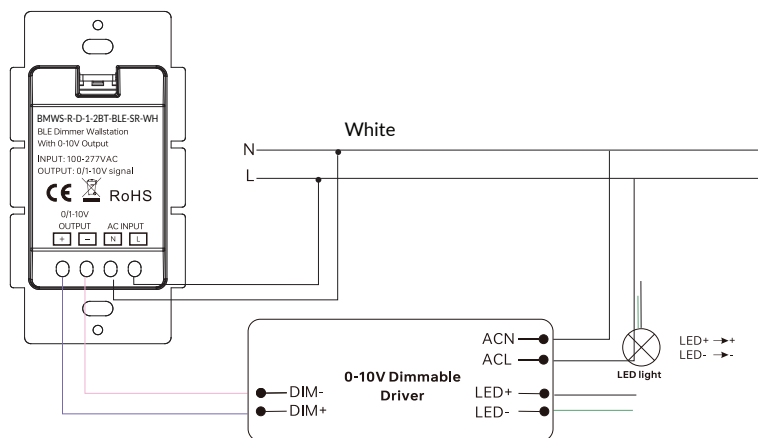
INSTALLATION



- 1 Click to turn on (100%), press and hold down to increase light intensity. Double click: 20% brightness increase.
- 2 Click to turn off (0%), press and hold down to decrease light intensity. Double click: 20% brightness decrease.
- 3 Indicator light: Light intensity is displayed here.



WIRING



Warning

- DO NOT expose the device to moisture.

Operation

- Refer to BlueMesh Commissioning User Manual for further pairing instruction.
- To reset the device, press the "UP" button 3 times, then press the "DOWN" button 3 times.
- After a few seconds, refresh the device interface on the APP, when the text shows "connecting to mesh", means it has been withdrawn from APP.

WARRANTY

5 years limited warranty.