



PRODUCT DESCRIPTION

The BMWS-M-D-1BT-BLE-SR is a wireless Bluetooth® mesh wall switch that provides scene and lighting control for various spaces. Designed for standard 1-gang wall box installation, it's ideal for offices, classrooms, conference rooms, and other commercial applications.

ORDERING INFORMATION

Description

Wireless 1-Button Dimmer Wall Switch, Bluetooth® SIG mesh (decorator faceplate not included)

Part Number

BMWS-M-D-1BT-BLE-SR

Add Suffix for options:

WH - White

IV - Ivory

LA - Light Almond

GY - Gray

BK - Black

RD - Red

Note: White color is the standard finish. Other colors are available at an additional charge.

TECHNICAL DATA

Product Type	Bluetooth 1-Button Dimmer Wall Switch
Input Voltage	120-277VAC, 50/60Hz
Power Consumption	Max. 1.5W
Protocol	Bluetooth® mesh
Mounting	Standard wall box
Max Bluetooth Range	30ft (9.14m)
Operating Temperature	0°C to 55°C (32°F to 131°F)
Storage Temperature	-10°C to 60°C (14°F to 140°F)
Relative Humidity	90-95% non-condensing at 86°F
Certification	UL listed, DLC listed, FCC certified

FEATURES

- Bluetooth® NLC-certified. Compliant with DLC NLC5 cybersecurity standards.
- LED status indicator available.
- Compatible with standard wall box.

Wireless Bluetooth® Mesh Control

The switch connects to a Bluetooth mesh network, enabling wireless communication with other compatible devices for centralized lighting management.

Bluetooth range varies significantly with fixture placement and environmental factors. Always validate coverage through on-site testing during lighting mock-up phase to ensure seamless control integration.

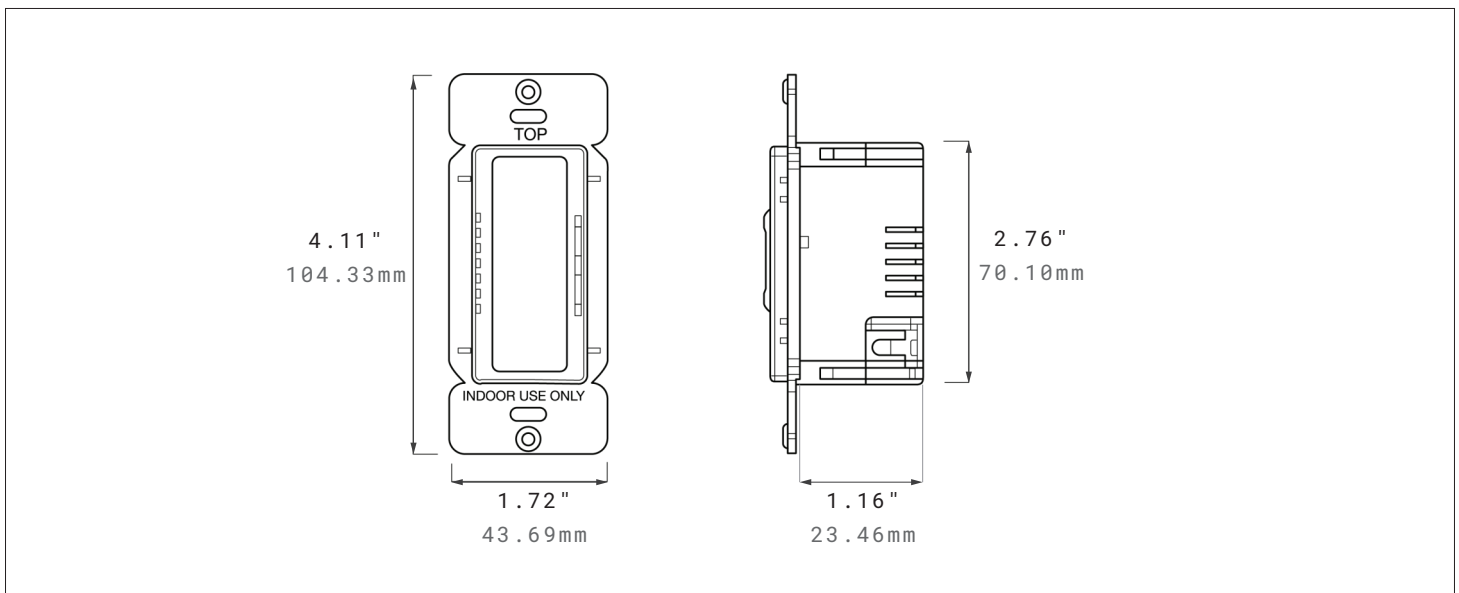
Dual-Function Control

Features both manual on/off switching and wireless dimming capabilities, allowing for precise light level adjustment through dedicated dim up/down controls.

Universal Installation

Designed to mount in any standard wall box, making it easy to replace existing single-pole switches without requiring special mounting hardware.

DIMENSIONS



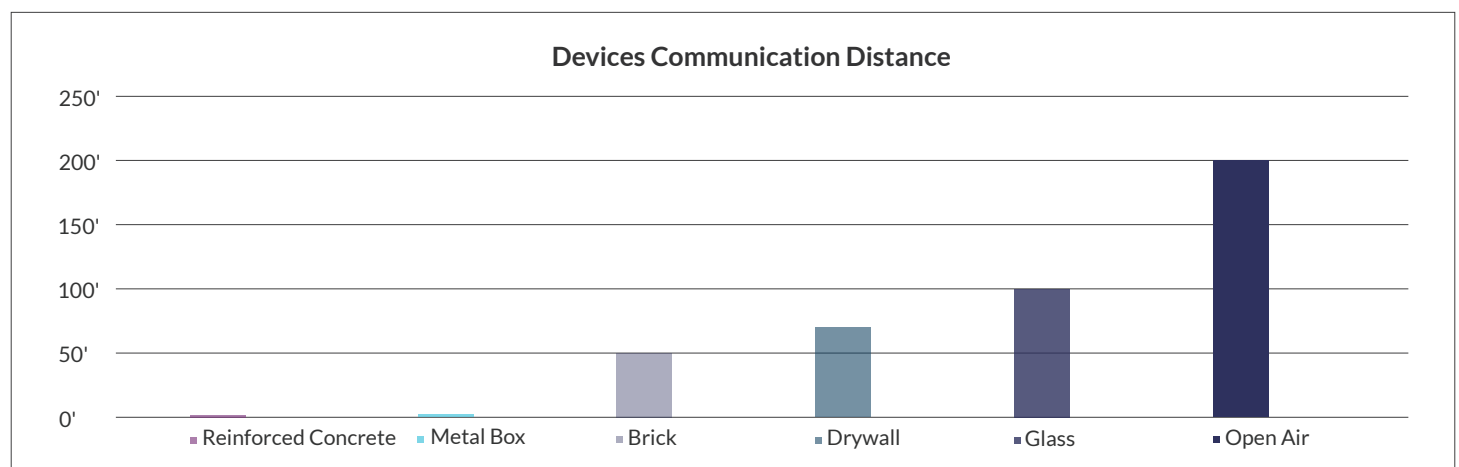
OPERATION

BlueMesh® Controls:

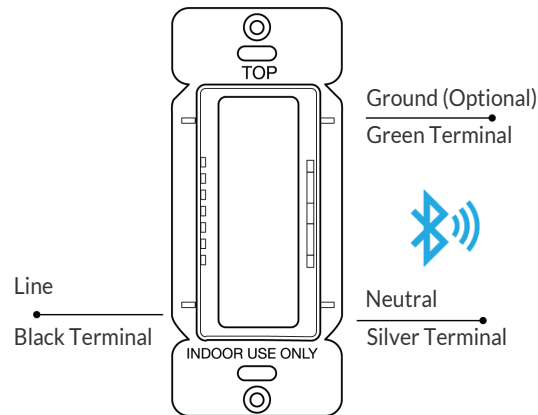
Certified by Bluetooth SIG for compliance with Bluetooth Mesh 1.0.1 specifications, the BMWS-M-D-1BT-BLE-SR wall controller integrates with Bluetooth mesh networks and is configured via the blueMesh® web portal or mobile app for initial setup, scheduling, and parameter adjustments. End users can program time delays, fade durations, and other settings through these tools, while the unit provides full-zone lighting control with manual dimming override capability for occupancy sensor settings.

For detailed instructions, refer to the *BlueMesh® Commissioning User Manual*.

DETECTION AREA



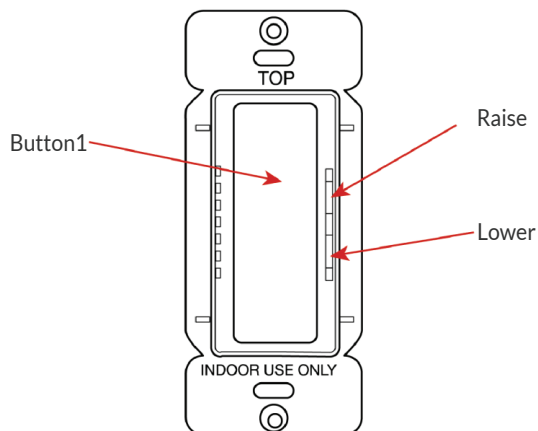
WIRING DIAGRAM



Note:

Switched Hot to Load is not required. Switching is done at the power pack or in-fixture load controller.

WIRELESS MANUAL CONTROL



Button 1 for On/Off:

Short press - AUTO/ON

Second short press - OFF

Auto = Resume automatic control; turns on the automatic settings for luminaires (defined by the settings profile).

For Dimming:

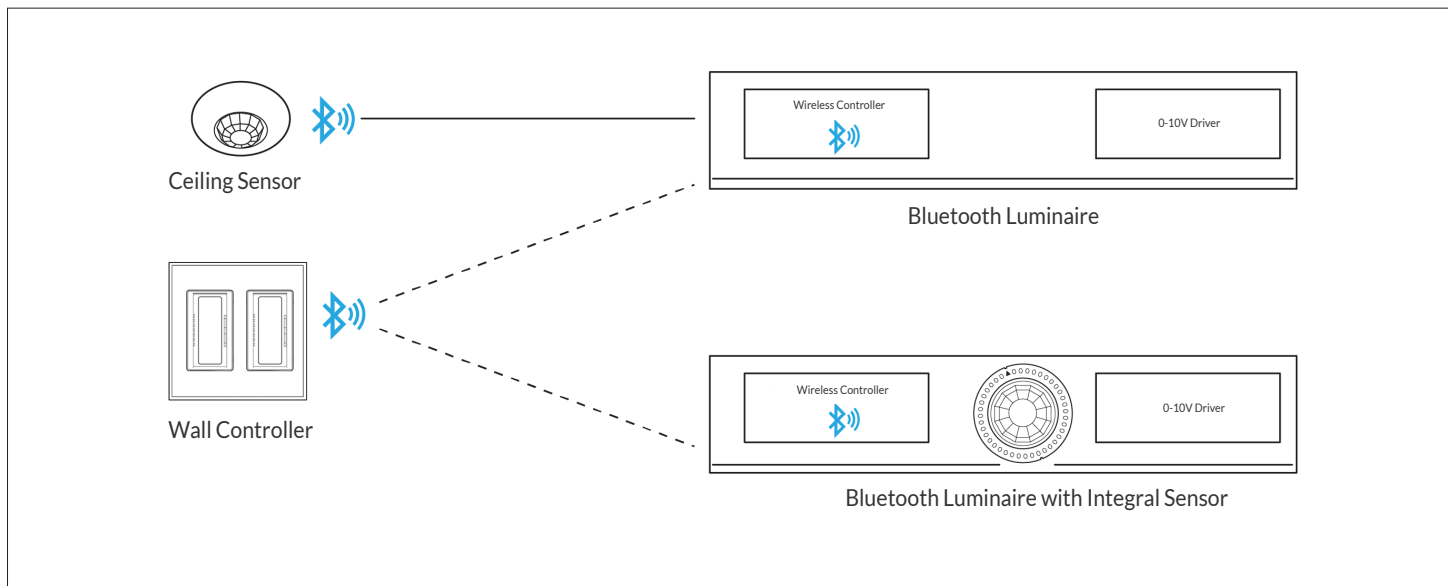
Raise Toggle

Lower Toggle

Factory Reset:

Hold both Button 1 and side toggle at top and bottom for 10 sec. The device returns to an un-provisioned state.

EXAMPLES



Ref#: 20250805

WARRANTY

5 years limited warranty.