



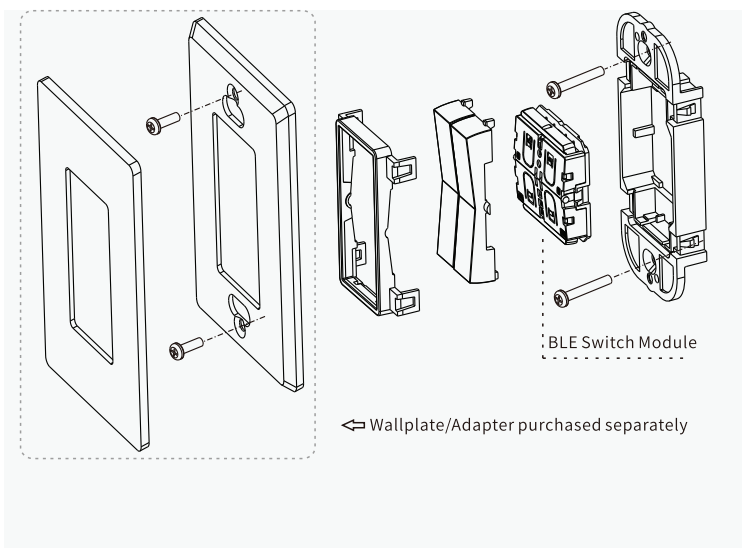
FEATURES

- CCT wall remote based on Bluetooth® Mesh network
- Self-powered wall remote, no battery replacement & re-installation costs
- No wires, no batteries
- Ultra long lifetime, more than 100,000 times pushing
- Easy & quick pairing through APP
- Standard size, compatible with existing US size frame
- Compatible with Above All Lighting drivers and Bluemesh Industrial controllers and sensors
- On-board antenna
- 5 years warranty

TECHNICAL DATA

Protocol: Bluetooth® mesh
 Power Supply: Self-powered no battery required
 Transmission: Frequency 2.4GHz
 Transmission Range(free field): Min.98.43ft/ 30m
 Protection Type: IP20
 Dimming Range: 0.1%-100%
 Dimensions: 1.77x4.18x0.76in/ 44.9x106.2x19.2mm

Installation

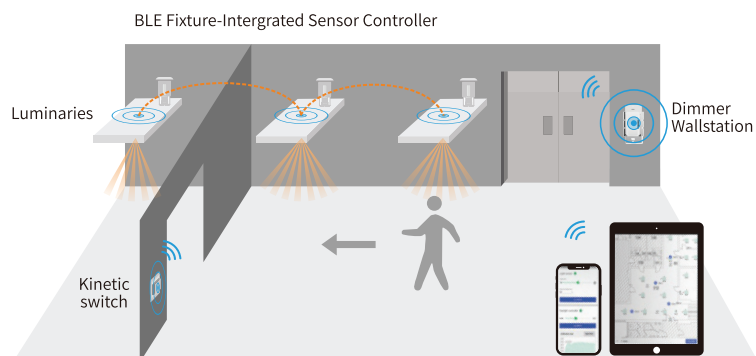


Warning

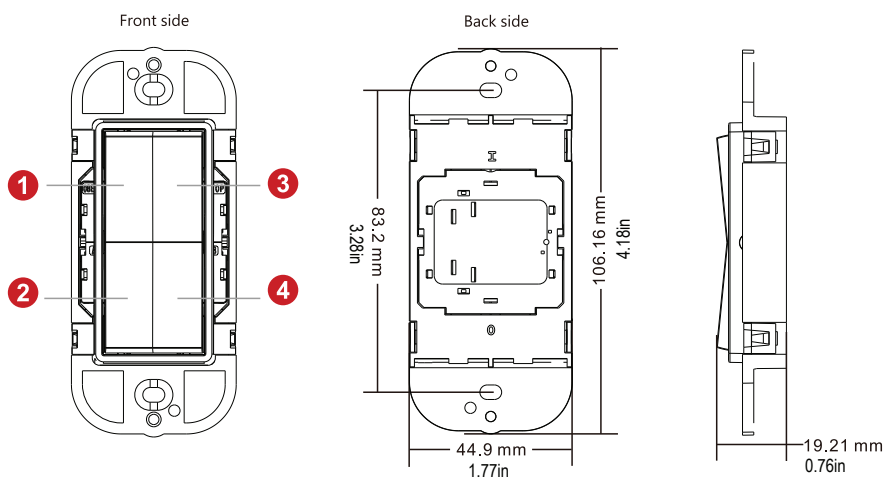
- DO NOT expose the device to moisture.

Operation

- Refer to “BlueMesh Commissioning User Manual” for further pairing, grouping, scene settings.
- To reset, press and hold down the “Reset” button on the controller over 5 seconds until the indicator flashes.



PHYSICAL DIMENSIONS



- ① Click to turn on, press and hold down to increase light intensity.
- ② Click to turn off, press and hold down to decrease light intensity.
- ③ CW button: click to recall the scene, press and hold to increase cool white.
- ④ WW button: click to recall the scene, press and hold to increase warm white.

NOTE: In order for switches to operate as described above, our BLE Switch Module should be mounted, with the "I" label above the "O" label.

WARRANTY

Five year limited warranty.

Specifications subject to change without notice.